

BS3151

3W DC24V Outdoor Adjustable Inground Light



Description

Low Glare design;
DC24V Design;
Spring and Recessed Sleeve installation are available;

Finish

Black/SUS316

Material

Aluminium;
Glass;
SUS316



TECHNICAL CHARACTERISTICS

Light source

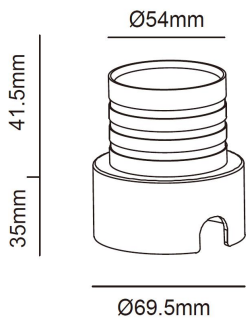
Light source: Lumileds 5050
Output (W): DC24V 3W
Total power consumption (W): 3W
Color temperature:3000K
CRI: 90
Photobiological risk: RG1
Real Lumen: 52lm
Qty Leds: 1
Lm/Real W: 18
Life Time: 50.000h L80B20
MacAdam steps: 3
UGR: <5

Gear

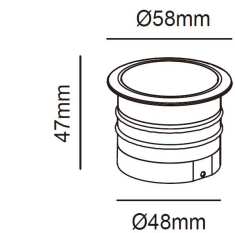
This product is supplied without gear

Luminaire

IP67 for outdoor purpose
crossing: No
Warranty: 5 Years



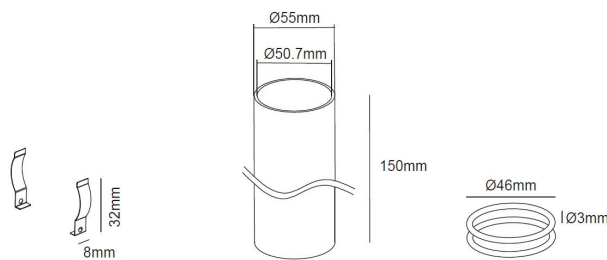
71mm
5-25mm



52mm
5-25mm

**LIGHT DISTRIBUTION for 3000K
Medium 24°**

h(m)	E(lx)	Ø(m)
1	181.6	Ø0.38
2	45.4	Ø0.79
3	20.1	Ø1.14
4	11.3	Ø1.52
5	7.0	Ø1.90



Optional spring mounting

Note: recess housing
can be cut

The photograph may not match the reference exactly. Please read the product description to identify the finish.